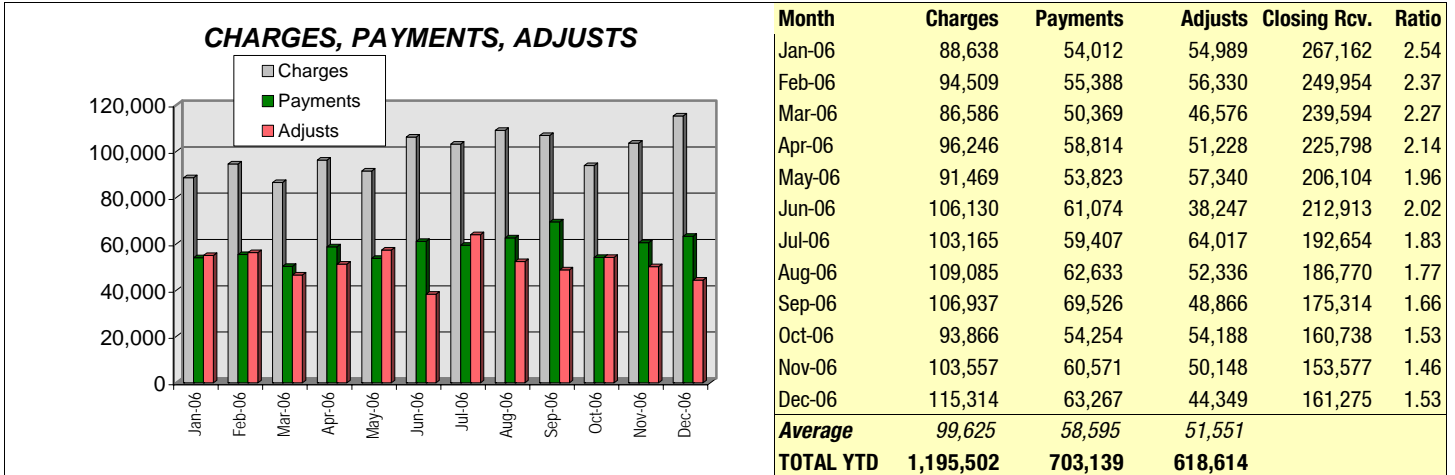
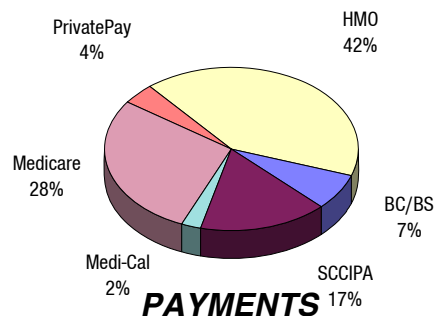
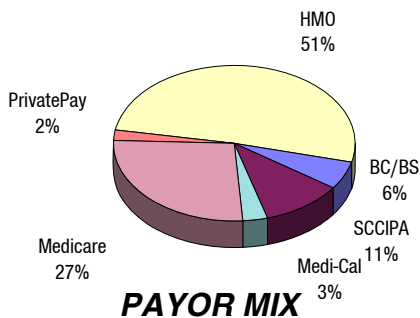


**OPERATIONS SUMMARY**

- CPT CODES posted during the month totaled 333 with a monthly average of 442.
- CHARGES posted during the month totaled \$115,314 with a monthly average of \$99,625.
- PAYMENTS posted during the month totaled \$63,267 with a monthly average of \$58,595.
- ADJUSTMENTS posted during the month totaled \$44,349 with a monthly average of \$51,551.
- Total Accounts Receivable closing at \$161,275 with an average payment cycle of 48 days.



**Y.T.D. CHARGE / PAYMENT MIX**



**Top 10 Referral Sources YTD**

Duane DeLong, M.D.	288	27%
Mike Dowling, M.D.	204	19%
Cherylee Kushida, M.D.	132	13%
Sam Ismael, M.D.	96	9%
Richard Bauer, M.D.	90	9%
Ken Fong, M.D.	72	7%
John Sinclair, D.O.	60	6%
Tia Azgandi, M.D.	42	4%
Debbie White	42	4%
Chris Backstrand, M.D.	24	2%
<b>TOTAL Referrals</b>	<b>1050</b>	<b>100%</b>

**Percent of Charges Paid**

